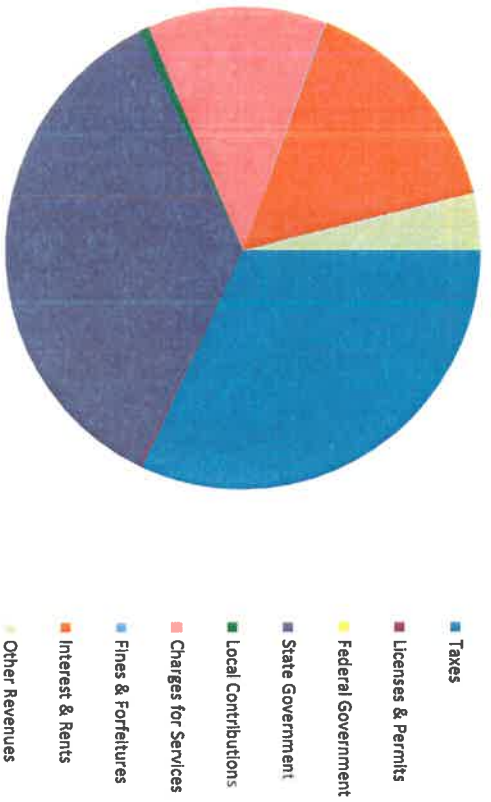


CITIZEN'S GUIDE TO LOCAL UNIT FINANCES - City of Crystal Falls (362020)

REVENUES

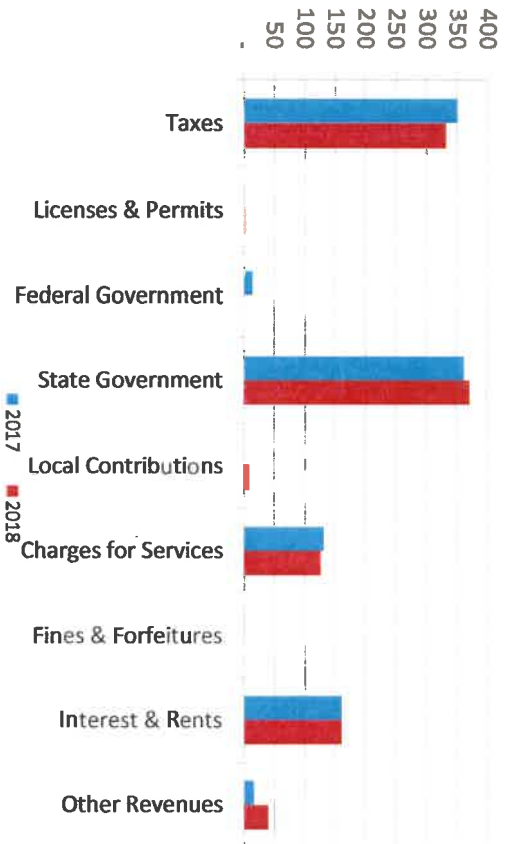
1. Where our money comes from (all governmental funds)




2. Compared to the prior year

	2017	2018	% change
Taxes	\$ 483,244	\$ 488,451	1.08%
Licenses & Permits	1,850	2,596	40.32%
Federal Government	20,000	-	-100.00%
State Government	498,580	545,203	9.35%
Local Contributions	-	10,150	N/A
Charges for Services	181,300	185,861	2.52%
Fines & Forfeitures	1,394	1,240	-11.05%
Interest & Rents	222,001	235,701	6.17%
Other Revenues	22,574	59,031	161.50%
Total Revenues	\$ 1,430,943	\$ 1,528,233	6.80%

3. Revenue sources per capita - compared to the prior year



4. Historical trends of individual sources



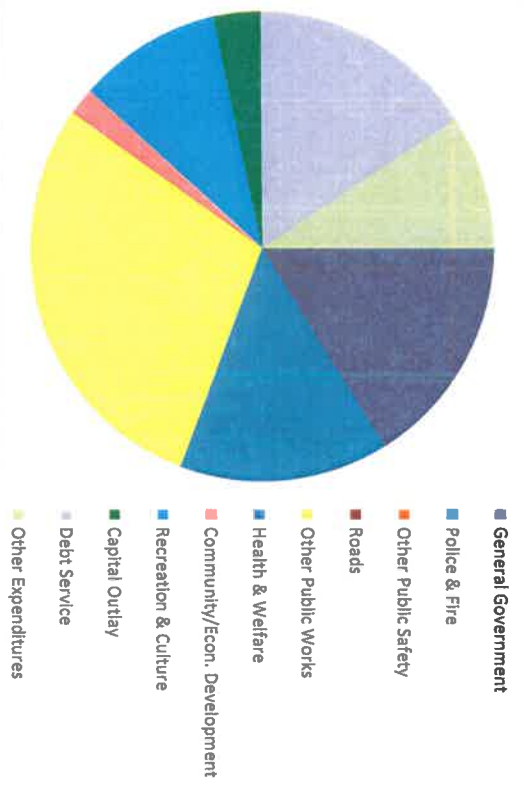
Commentary:

For more information on our unit's finances, contact Gerard Valesano at 906-975-3212, Ext. 101.

CITIZEN'S GUIDE TO LOCAL UNIT FINANCES - City of Crystal Falls (362020)

EXPENDITURES

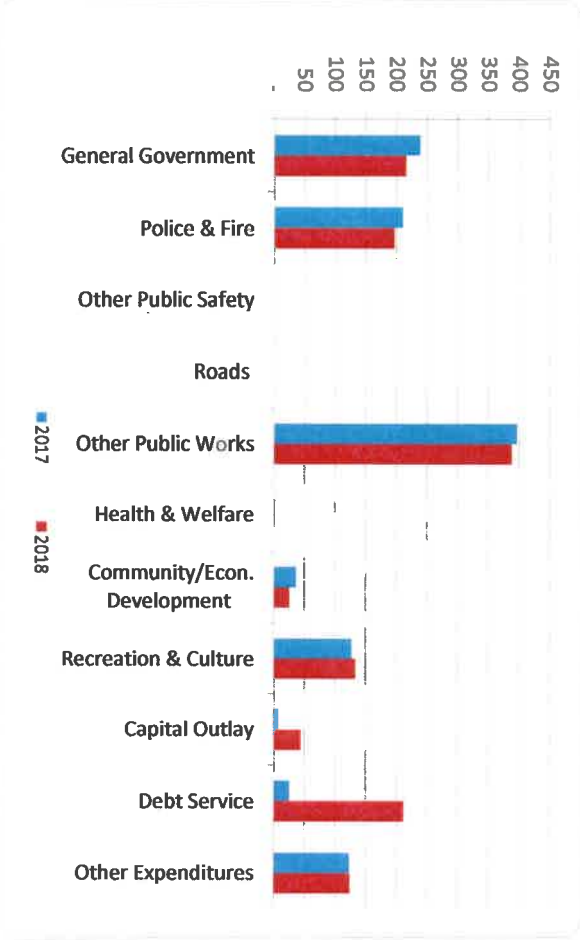
1. Where we spend our money (all governmental funds)



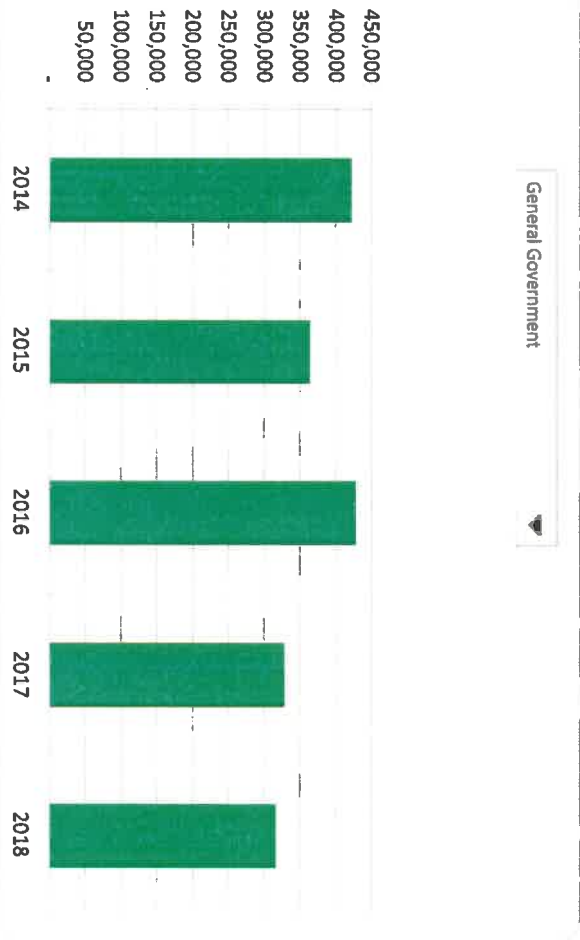
2. Compared to the prior year

	2017	2018	% change
General Government	\$ 328,219	\$ 316,418	-3.60%
Police & Fire	289,159	288,332	-0.29%
Other Public Safety	-	-	N/A
Roads	-	-	N/A
Other Public Works	545,772	570,870	4.60%
Health & Welfare	-	-	N/A
Community/Econ. Development	50,388	38,031	-24.52%
Recreation & Culture	175,007	195,957	11.97%
Capital Outlay	8,802	64,431	632.00%
Debt Service	35,496	311,764	778.31%
Other Expenditures	170,040	182,923	7.58%
Total Expenditures	\$ 1,602,883	\$ 1,968,726	22.82%

3. Spending per capita - compared to the prior year



4. Historical trends of individual departments:



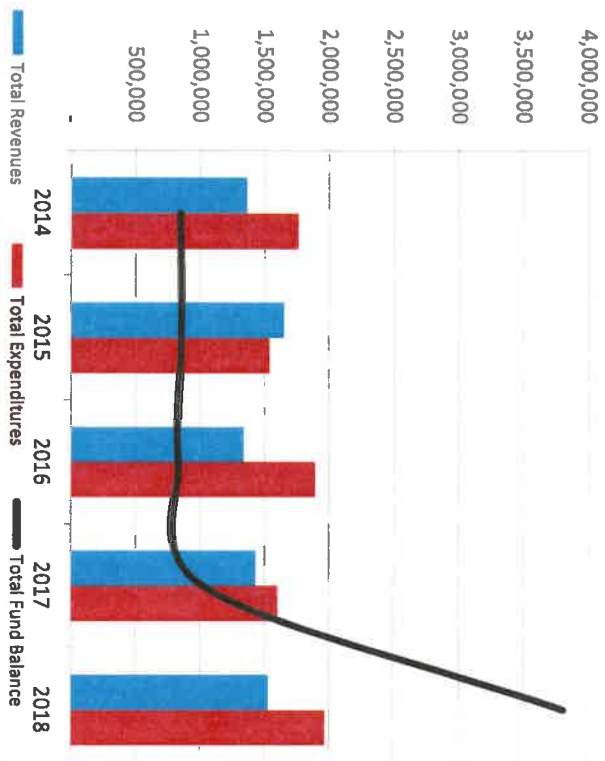
Commentary:

For more information on our unit's finances, contact Gerard Valesano at 906-975-3212, Ext. 101.

CITIZEN'S GUIDE TO LOCAL UNIT FINANCES - City of Crystal Falls (362020)

FINANCIAL POSITION

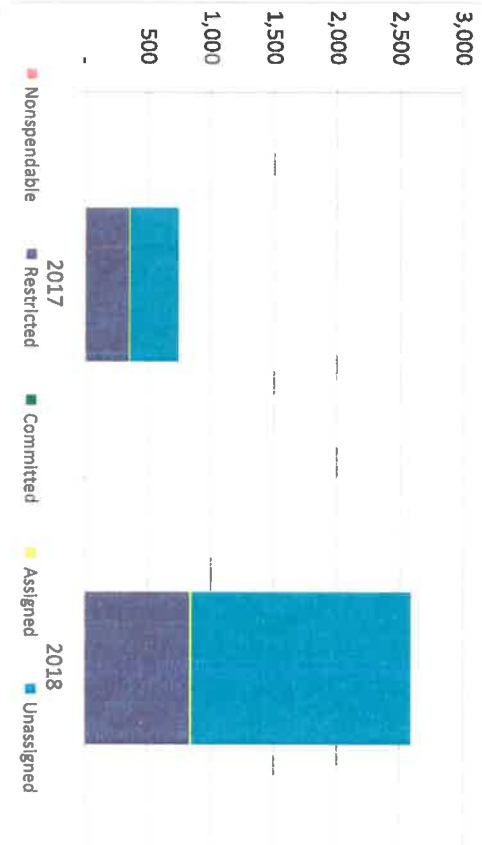
1. How have we managed our governmental fund resources (fund balance)?



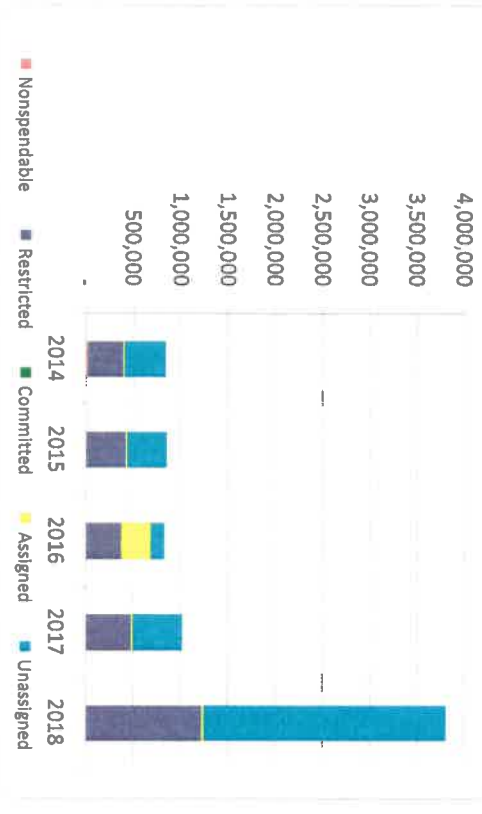
2. Compared to the prior year

	2017	2018	% change
Revenue	1,430,943	1,528,233	6.80%
Expenditures	1,602,883	1,968,726	22.82%
Surplus (shortfall)	(171,940)	(440,493)	156.19%
Fund balance, by component:			
Nonspendable	7,262	7,397	1.86%
Restricted	471,006	1,216,419	158.26%
Committed			N/A
Assigned	15,674	25,742	64.23%
Unassigned	526,044	2,556,709	386.03%
total fund balance	1,019,986	3,806,267	273.17%

3. Fund balance per capita - compared to the prior year



4. Historical trends of individual components



Commentary:

For more information on our unit's finances, contact Gerard Valesano at 906-975-3212, Ext. 101.

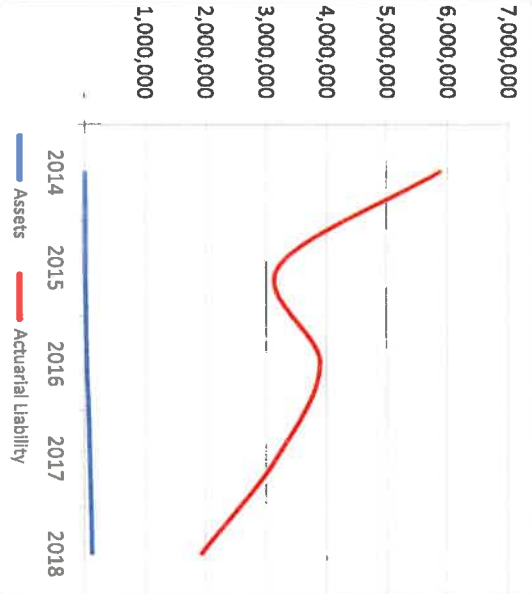
CITIZEN'S GUIDE TO LOCAL UNIT FINANCES - City of Crystal Falls (3/6/2020)

OTHER LONG TERM OBLIGATIONS

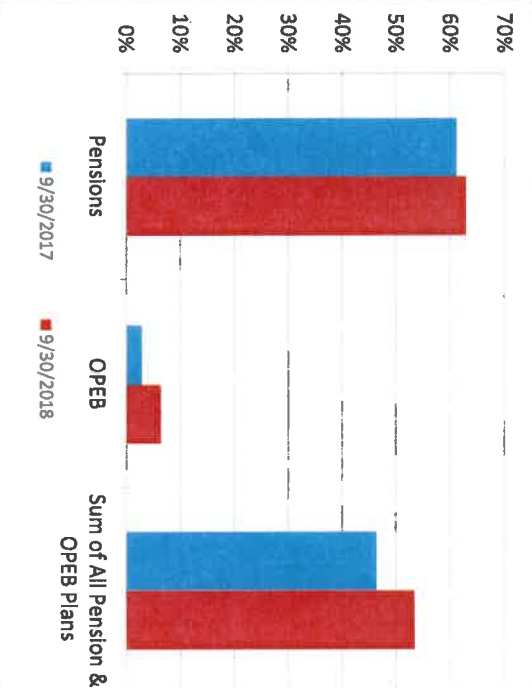
1. Pension funding status



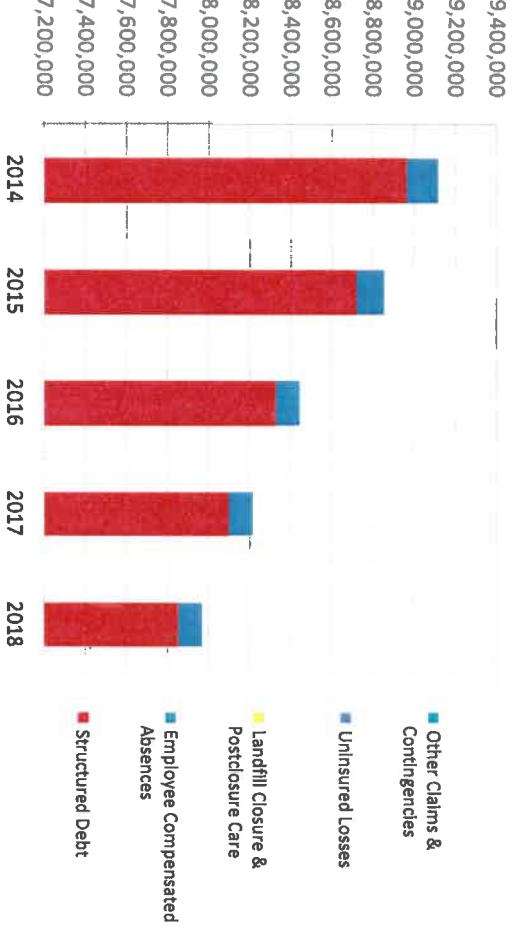
2. Retiree Health care funding status



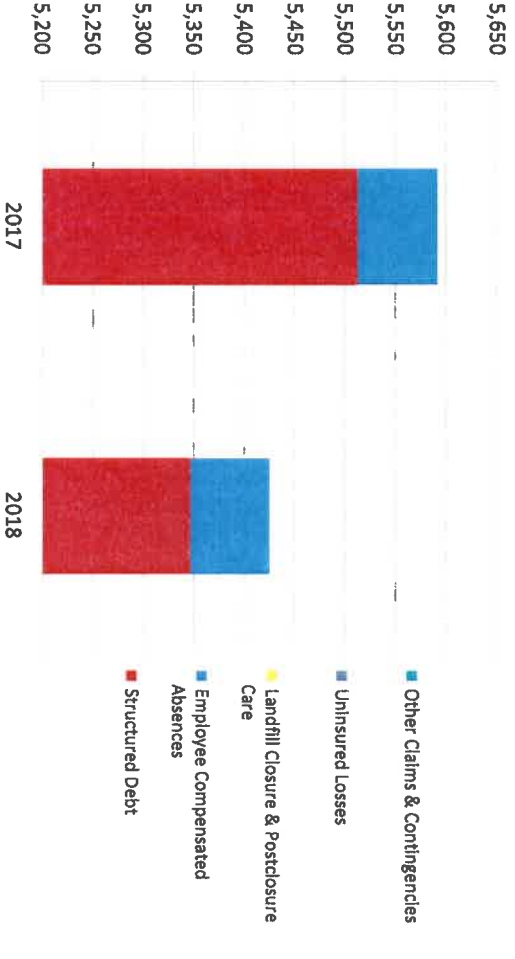
3. Percent funded - compared to the prior year



4. Long Term Debt obligations:



5. Debt & other long term obligations per capita - compared to the prior year



Commentary:

For more information on our unit's finances, contact Gerard Valesano at 906-975-3212, Ext. 101.