

Performance Dashboard


Local Unit Name: City of Crystal Falls
 Local Unit Code: 052

	2020	2021	Trend	Performance
Fiscal Stability				
Annual Expenditures per capita	\$2,710	\$2,774	↗ 2.4%	Negative
Fund Balance as % of annual General Fund expenditures	199.7%	234.8%	↗ 17.6%	Positive
Unfunded pension & OPEB liability, as a % of annual General Fund revenue	124%	102%	↘ -17.9%	Positive
Debt burden per capita	\$4,173	\$4,366	↗ 4.6%	Negative
Percentage of road funding provided by the General Fund	0.0%	0.0%	#DIV/0!	#DIV/0!
Ratio of pensioners to employees	1.92	2.25	↗ 17.4%	Negative
Number of services delivered via cooperative venture	5	5	↔ 0.0%	Neutral
Economic Strength				
% of community with access to high speed broadband	100%	100%	↔ 0.0%	Neutral
% of community age 25+ with Bachelor's degree or higher	8%	10%	↗ 28.8%	Positive
Average age of critical infrastructure (years)	17.8	18.3	↗ 2.9%	Negative
Public Safety				
Violent crimes per thousand	8	5	↘ -38.6%	Positive
Property crimes per thousand	40	11	↘ -73.5%	Positive
Traffic injuries or fatalities	14	-	↘ -100.0%	Positive
Quality of Life				
Miles of sidewalks and non-motorized paths/trails as a factor of total miles of local/major roads & streets	0.50	0.50	↔ 0.0%	Neutral
Percent of General Fund expenditures committed to arts, culture and recreation	2.5%	1.2%	↘ -53.4%	Neutral
Acres of parks per thousand residents	33.2	35.7	↗ 7.5%	Positive
Percent of community with access to curbside recycling	100%	100%	↔ 0.0%	Neutral

CITIZEN'S GUIDE TO LOCAL UNIT FINANCES - City of Crystal Falls (52)

REVENUES

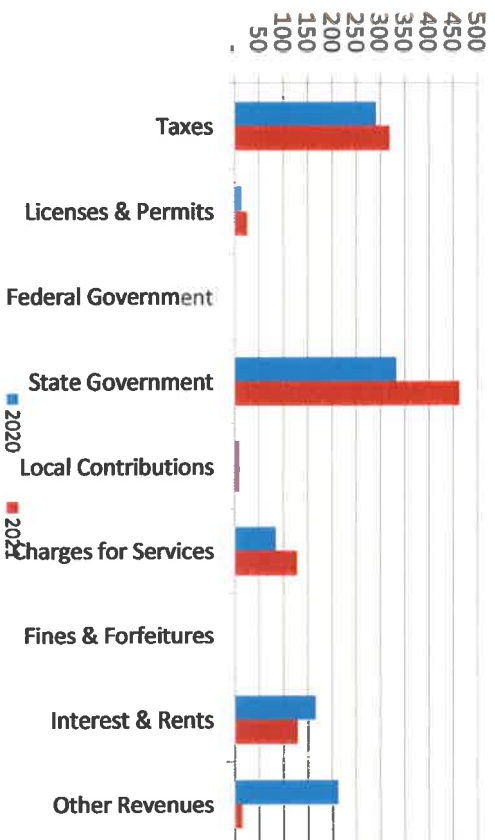
1. Where our money comes from (all governmental funds)



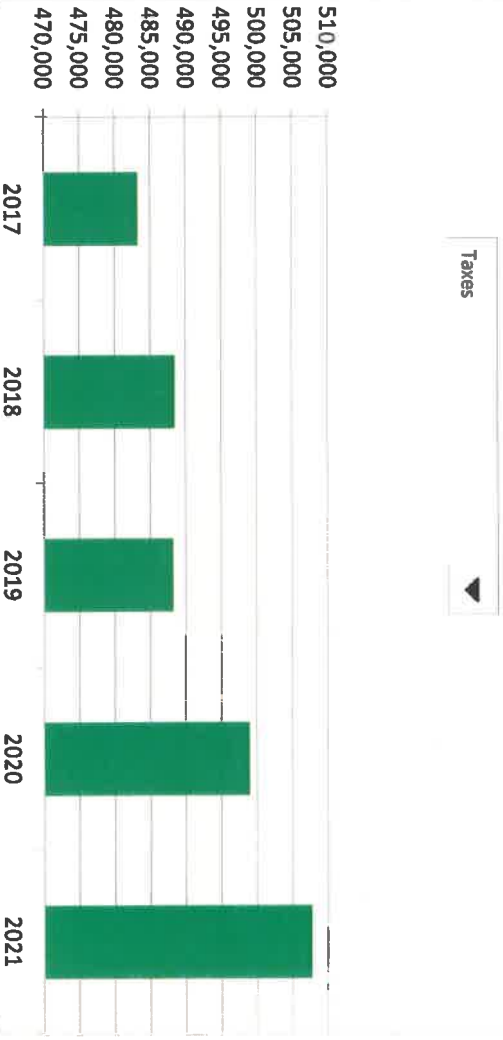
2. Compared to the prior year

	2020	2021	% change
Taxes	\$ 498,948	\$ 507,652	1.74%
Licenses & Permits	17,790	40,530	127.82%
Federal Government	-	-	N/A
State Government	570,629	738,182	29.36%
Local Contributions	11,717	12,042	2.77%
Charges for Services	143,791	202,883	41.10%
Fines & Forfeitures	1,336	1,629	21.93%
Interest & Rents	284,427	206,022	-27.57%
Other Revenues	364,406	24,162	-93.37%
Total Revenues	\$ 1,893,044	\$ 1,733,102	-8.45%

3. Revenue sources per capita - compared to the prior year



4. Historical trends of individual sources



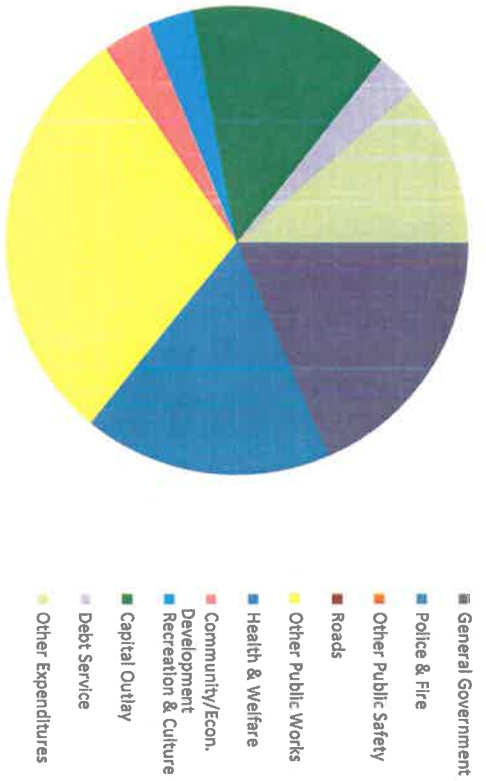
Commentary:

For more information on our unit's finances, contact Gerard Valesano at 906-875-3212 ext. 103.

CITIZEN'S GUIDE TO LOCAL UNIT FINANCES - City of Crystal Falls (52)

EXPENDITURES

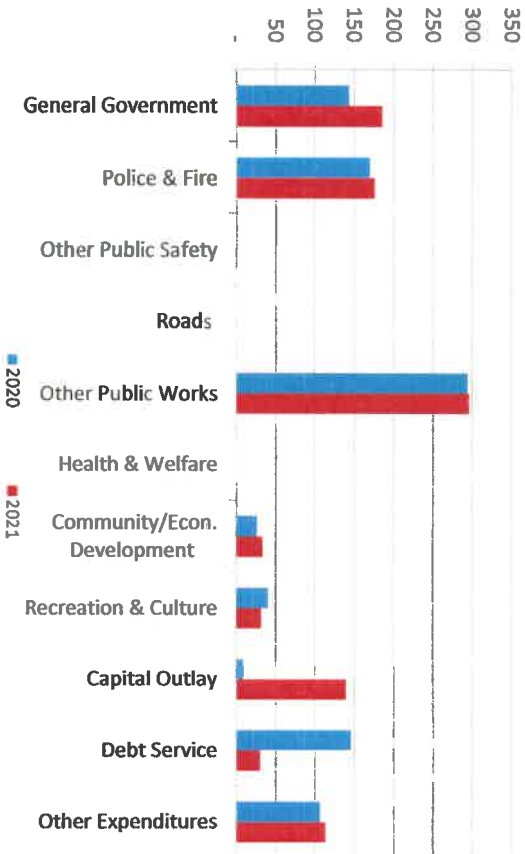
1. Where we spend our money (all governmental funds)



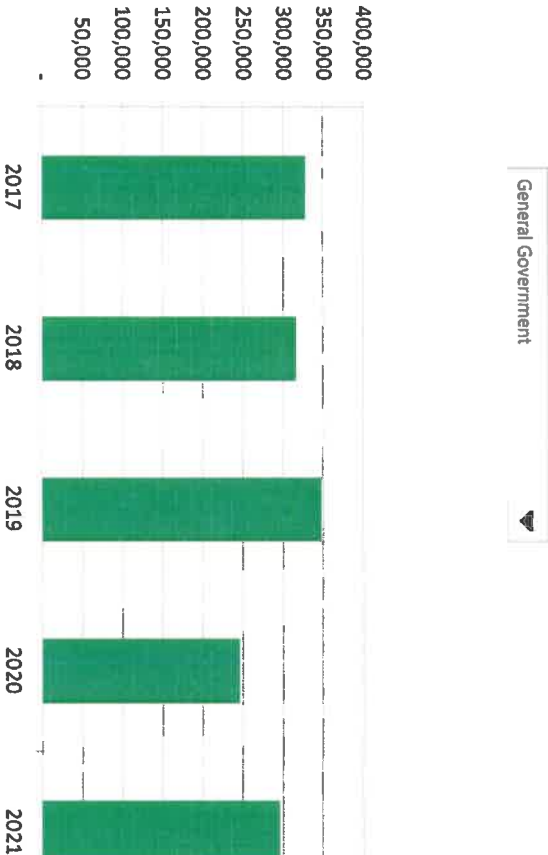
2. Compared to the prior year

	2020	2021	% change
General Government	\$ 245,976	\$ 296,176	20.41%
Police & Fire	291,389	280,639	-3.69%
Other Public Safety	-	-	N/A
Roads	-	-	N/A
Other Public Works	504,786	472,860	-6.32%
Health & Welfare	-	-	N/A
Community/Econ. Development	45,250	54,302	20.00%
Recreation & Culture	69,731	51,050	-26.79%
Capital Outlay	14,951	222,136	1385.76%
Debt Service	250,063	48,275	-80.69%
Other Expenditures	182,798	180,800	-1.09%
Total Expenditures	\$ 1,604,944	\$ 1,606,238	0.08%

3. Spending per capita - compared to the prior year



4. Historical trends of individual departments:

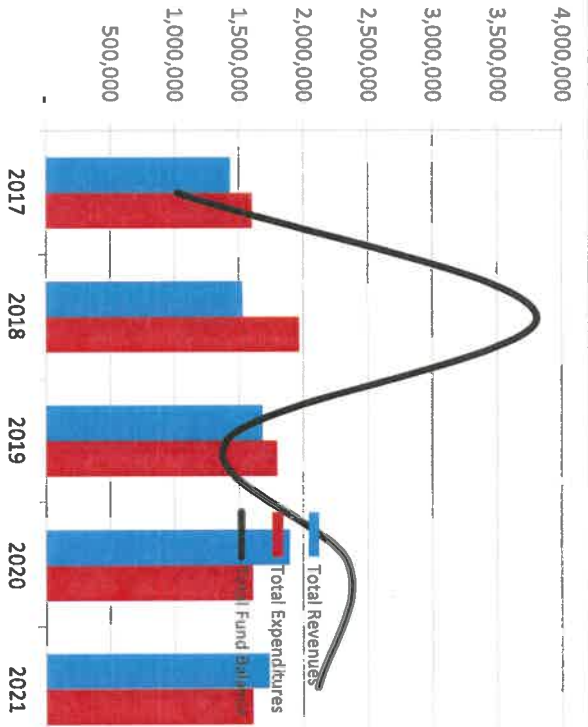


Commentary:

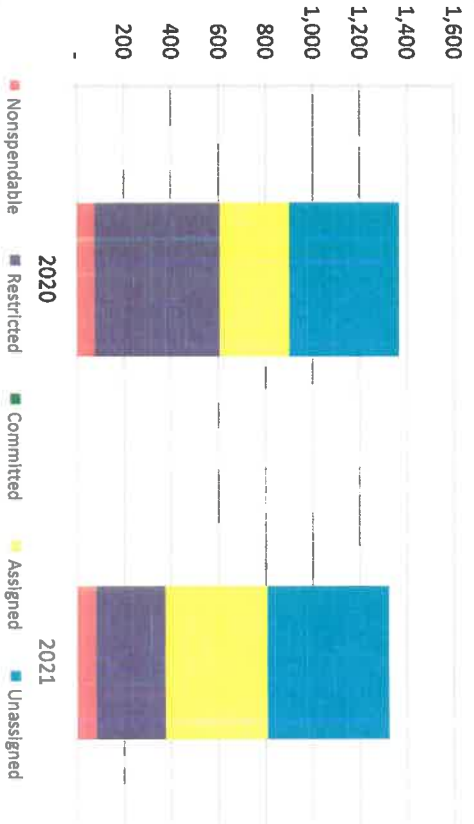
For more information on our unit's finances, contact Gerard Valesano at 906-875-3212 ext. 103.

CITIZEN'S GUIDE TO LOCAL UNIT FINANCES - City of Crystal Falls (52)

1. How have we managed our governmental fund resources (fund balance)?



3. Fund balance per capita - compared to the prior year



Commentary:

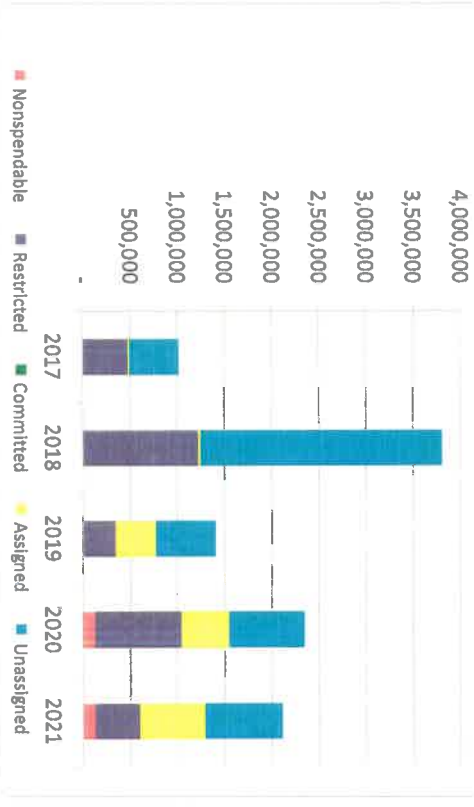
For more information on our unit's finances, contact Gerard Valesano at 906-875-3212 ext. 103.

2. Compared to the prior year

	2020	2021	% change
Revenue	1,893,044	1,733,102	-8.45%
Expenditures	1,604,944	1,606,238	0.08%
Surplus (shortfall)	288,100	126,864	-55.97%
Fund balance, by component:			
Nonspendable	127,372	127,272	-0.08%
Restricted	914,638	472,256	-48.37%
Committed	-	-	N/A
Assigned	507,723	691,744	36.24%
Unassigned	797,486	821,427	3.00%
total fund balance	2,347,219	2,112,699	-9.99%

FINANCIAL POSITION

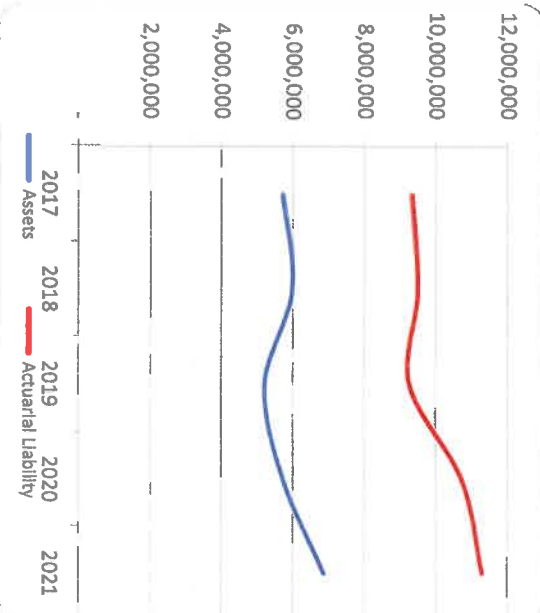
4. Historical trends of individual components



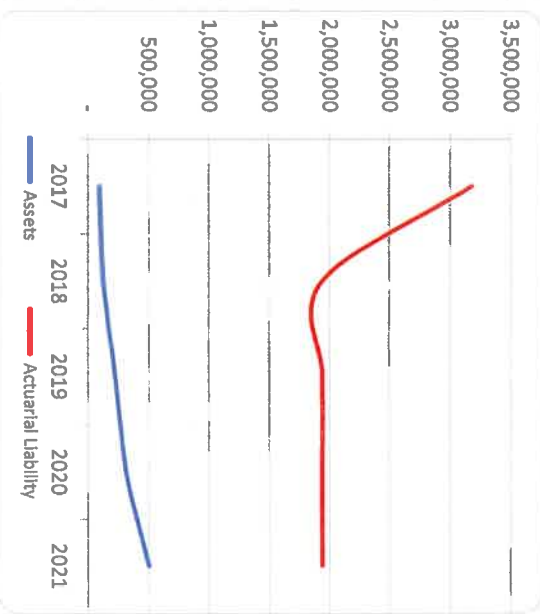
CITIZENS GUIDE TO LOCAL UNIT FINANCES - City of Crystal Falls (52)

OTHER LONG TERM OBLIGATIONS

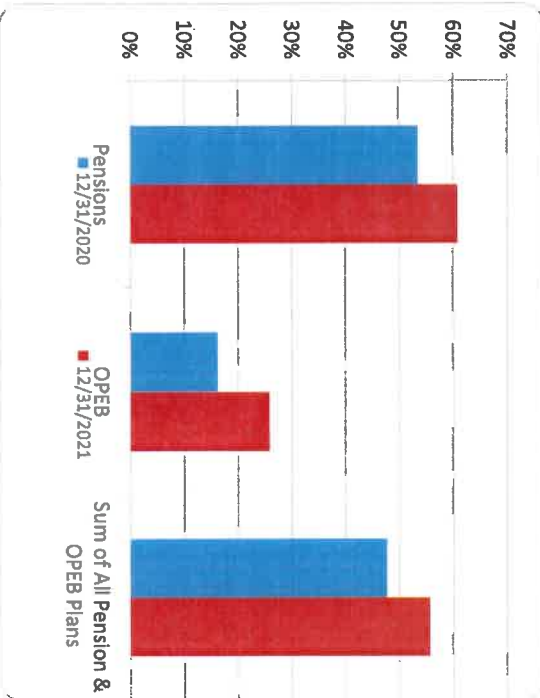
1. Pension funding status



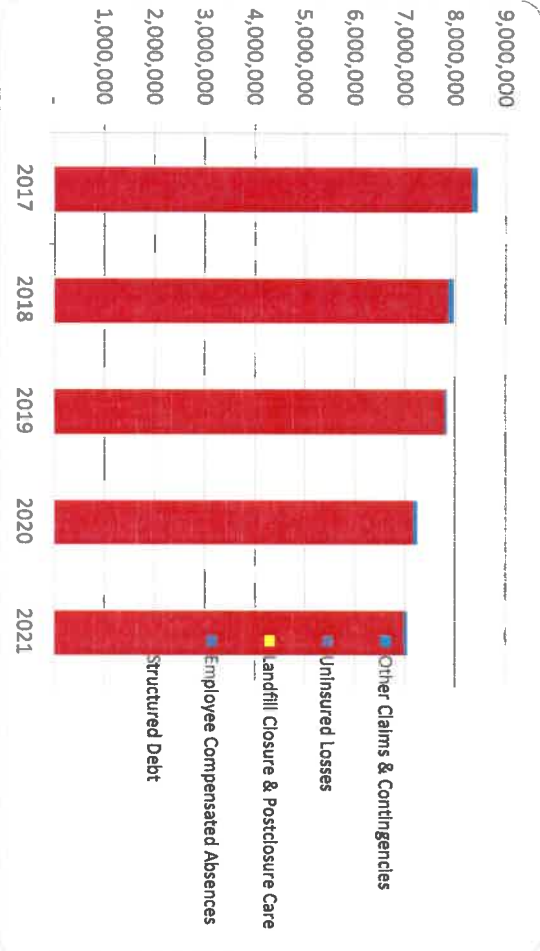
2. Retiree Health care funding status



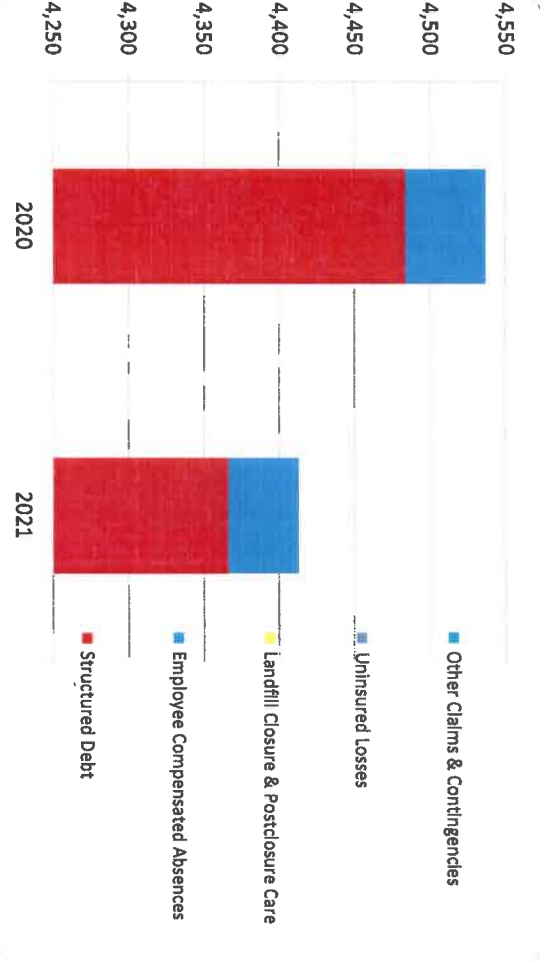
3. Percent funded - compared to the prior year



4. Long Term Debt obligations:



5. Debt & other long term obligations per capita - compared to the prior year



Commentary:

For more information on our unit's finances, contact Gerard Valesano at 906-875-3212 ext. 103.